

Program Name : Computer Engineering Program Group
Program Code : CO/CM/IF/CW
Semester : Second
Course Title : Applied Mathematics
Course Code : 22224

1. RATIONALE

The core technological studies can be understood with the help of potential of mathematics. This course is being introduced into diploma course to provide mathematical background. The course will give them the insight to understand and analyze engineering problems scientifically using calculus, integration, differential equations and numerical methods. This subject enhances the multidimensional, logical thinking and reasoning capabilities. It also improves the systemic approach in computer programming language.

2. COMPETENCY

The aim of this course is to help the student to attain the following industry identified competency through various teaching learning experiences:

- Solve computer related broad-based engineering problems using principles of applied mathematics.

3. COURSE OUTCOMES (COs)

The theory, practical experiences and relevant soft skills associated with this course are to be taught and implemented, so that the student demonstrates the following *industry oriented* COs associated with the above mentioned competency:

- Calculate the equation of tangent, maxima, minima, radius of curvature by differentiation.
- Solve the given problems of integration using suitable methods.
- Apply the concept of integration to find area and volume.
- Solve the differential equation of first order and first degree using suitable methods.
- Apply the concepts of numerical methods in computer programming languages.

4. TEACHING AND EXAMINATION SCHEME

Teaching Scheme				Examination Scheme												
L	T	P	Credit (L+T+P)	Theory						Practical						
				ESE		PA		Total		ESE		PA		Total		
				Max	Min	Max	Min	Max	Min	Max	Min	Max	Min	Max	Min	
4	2	--	6	3	70	28	30*	00	100	40	--	--	--	--	--	--

(*): Under the theory PA, Out of 30 marks, 10 marks are for micro-project assessment to facilitate integration of COs and the remaining 20 marks is the average of 2 tests to be taken during the semester for the assessment of the UOs required for the attainment of the COs.
Legends: L-Lecture; T – Tutorial/Teacher Guided Theory Practice; P-Practical; C – Credit, ESE -End Semester Examination; PA - Progressive Assessment.

5. COURSE MAP (with sample COs, PrOs, UOs, ADOs and topics)

This course map illustrates an overview of the flow and linkages of the topics at various levels of outcomes (details in subsequent sections) to be attained by the student by the end of the course, in all domains of learning in terms of the industry/employer identified competency depicted at the centre of this map.

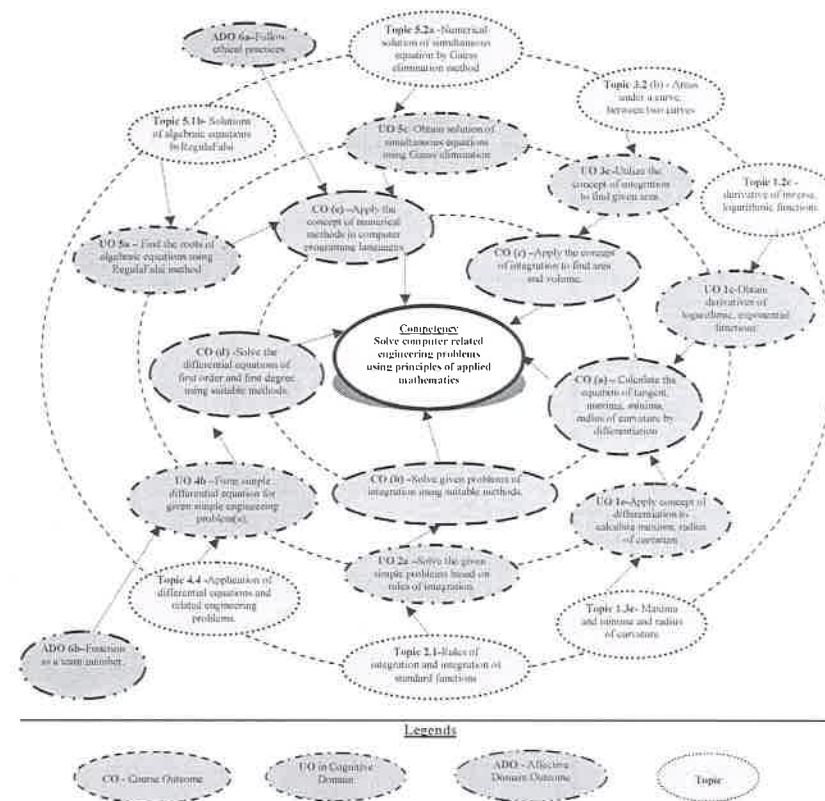



Figure 1 - Course Map

6. SUGGESTED PRACTICALS/ EXERCISES

The tutorials in this section are sub-components of the COs to be developed and assessed in the student to lead to the attainment of the competency.

S. No.	Tutorials	Unit No.	Approx. Hrs. Required
1	Solve problems based on finding value of the function at different points.	I	2
2	Solve problems to find derivatives of implicit function and parametric function	I	2
3	Solve problems to find derivative of logarithmic and	I	2



S. No.	Tutorials	Unit No.	Approx. Hrs. Required
	exponential functions.		
4	Solve problems based on finding equation of tangent and normal.	I	2
5	Solve problems based on finding maxima, minima of function and radius of curvature at a given point.	I	2
6	Solve the problems based on standard formulae of integration.	II	2
7	Solve problems based on methods of integration, substitution, partial fractions.	II	2
8	Solve problems based on integration by parts.	II	2
9	Solve practice problems based on properties of definite integration.	III	2
10	Solve practice problems based on finding area under curve, area between two curves and volume of revolutions.	III	2
11	Solve the problems based on formation, order and degree of differential equations.	IV	2
12	Develop a model using variable separable method to related engineering problem.	IV	2
13	Develop a model using the concept of linear differential equation to related engineering problem.	IV	2
14	Solve problems based on finding the roots of algebraic equations using Regula Falsi Method.	V	2
15	Solve problems based on finding the roots of transcendental equations using Newton Raphson's Method.	V	2
16	Solve problems based on solution of system of equations using Gauss elimination method and Gauss Seidal Method.	V	2
	Total		32

Note: The above tutorial sessions are for guideline only. The remaining tutorial hours are for revision and practice.

7. MAJOR EQUIPMENT/ INSTRUMENTS REQUIRED:

- Not applicable -

8. UNDERPINNING THEORY COMPONENTS

The following topics/subtopics is to be taught and assessed in order to develop UOs for achieving the COs to attain the identified competency.

Unit	Unit Outcomes (UOs) (in cognitive domain)	Topics and Sub-topics
Unit – I Differential Calculus	1a. Solve the given simple problems based on functions. 1b. Solve the given simple problems based on rules of differentiation. 1c. Obtain derivatives of given logarithmic, exponential functions. 1d. Apply the concept of differentiation to find equation of	1.1 Functions and Limits: a) Concept of function and simple examples b) Concept of limits without examples. 1.2 Derivatives : a) Rules of derivatives such as sum, product, quotient of functions. b) Derivatives of inverse, logarithmic



Unit	Unit Outcomes (UOs) (in cognitive domain)	Topics and Sub-topics
	tangent and normal for given problem. 1e. Apply the concept of differentiation to calculate maxima and minima and radius of curvature for the given problem.	and exponential functions. 1.3 Applications of derivative: a) Second order derivative without examples. b) Equation of tangent and normal c) Maxima and minima d) Radius of curvature
Unit– II Integral Calculus	2a. Solve the given simple problem(s) based on rules of integration. 2b. Obtain the given simple integral(s) using substitution method. 2c. Integrate given simple functions using the integration by parts. 2d. Evaluate the given simple integral by partial fractions.	2.1 Simple Integration: Rules of integration and integration of standard functions. 2.2 Methods of Integration: a) Integration by substitution. b) Integration by parts c) Integration by partial fractions.
Unit– III Applicati ons of Definite Integrati on	3a. Solve given simple problems based on properties of definite integration. 3b. Apply the concept of definite integration to find the area under the given curve (s). 3c. Utilize the concept of definite integration to find area between given two curves. 3d. Invoke the concept of definite integration to find the volume of revolution of given surface.	3.1 Definite Integration: a) Simple examples b) Properties of definite integral (without proof) and simple examples. 3.2 Applications of integration : a) Area under the curve. b) Area between two curves. c) Volume of revolution.
Unit-IV First Order First Degree Differenti al Equation s	4a. Find the order and degree of given differential equation(s). 4b. Form simple differential equations for given simple engineering problems 4c. Solve given differential equations using the method of variable separable. 4d. Solve the given simple problem(s) based on linear differential equations.	4.1 Concept of differential equation. 4.2 Order, degree and formation of differential equation. 4.3 Solution of differential equation a. Variable separable form. b. Linear differential equation. 4.4 Application of differential equations and related engineering problems.
Unit –V Numerica l methods	5a. Find the roots of given algebraic equations using Bisection method and Regula falsi method. 5b. Determine the roots of given nonlinear equation(s) using Newton's-Raphson method.	5.1 Solutions of algebraic equations: a. Bisection Method. b. Regula falsi Method c. Newton Raphson Method. 5.2 Numerical solutions of simultaneous equations:

Unit	Unit Outcomes (UOs) (in cognitive domain)	Topics and Sub-topics
	5c. Obtain the solutions of given simultaneous equations using Gauss elimination method. 5d. Solve given system of linear equations using Jacobi's method and Gauss Seidal method.	a. Gauss elimination method b. Jacobi's Method. c. Gauss Seidal Method.

Note: To attain the COs and competency, above listed UOs need to be undertaken to achieve the 'Application Level' of Bloom's 'Cognitive Domain Taxonomy'.

9. SUGGESTED SPECIFICATION TABLE FOR QUESTION PAPER DESIGN

Unit No.	Unit Title	Teaching Hours	Distribution of Theory Marks			
			R Level	U Level	A Level	Total Marks
I	Differential calculus	20	04	08	12	24
II	Integral calculus	14	02	06	08	16
III	Applications of Definite Integration	10	02	02	04	08
IV	First Order First Degree Differential Equations	08	02	02	04	08
V	Numerical Methods	12	02	05	07	14
Total		64	12	23	35	70

Legends: R=Remember, U=Understand, A=Apply and above (Bloom's Revised taxonomy)

Note: This specification table provides general guidelines to assist student for their learning and to teachers to teach and assess with respect to attainment of UOs. The actual distribution of marks at different taxonomy levels (of R, U and A) in the question paper may vary from above table.

10. SUGGESTED STUDENT ACTIVITIES

Other than the classroom and laboratory learning, following are the suggested student-related *co-curricular* activities which can be undertaken to accelerate the attainment of the various outcomes in this course:

- Identify engineering problems based on real world problems and solve with the use of free tutorials available on the internet.
- Use graphical software: EXCEL, DPLLOT, and GRAPH for related topics.
- Use Mathcad as Mathematical Tools and solve the problems of Calculus.
- Identify problems based on applications of differential equations and solve these problems.
- Prepare models to explain different concepts of applied mathematics.
- Prepare a seminar on any relevant topic based on applications of integration.
- Prepare a seminar on any relevant topic based on some Numerical methods.

11. SUGGESTED SPECIAL INSTRUCTIONAL STRATEGIES (if any)

These are sample strategies, which the teacher can use to accelerate the attainment of the various outcomes in this course:

- Massive open online courses (*MOOCs*) may be used to teach various topics/sub topics.

- 'L' in item No. 4 does not mean only the traditional lecture method, but different types of teaching methods and media that are to be employed to develop the outcomes.
- About 15-20% of the topics/sub-topics which is relatively simpler or descriptive in nature is to be given to the students for *self-directed learning* and assess the development of the COs through classroom presentations (see implementation guideline for details).
- With respect to item No.10, teachers need to ensure to create opportunities and provisions for *co-curricular activities*.
- Guide student(s) in undertaking micro-projects.
- Apply the mathematical concepts learnt in this course to branch specific problems.
- Use different instructional strategies in classroom teaching.
- Use video programs available on the internet to teach abstract topics.

12. SUGGESTED MICRO-PROJECTS


Only one micro-project is planned to be undertaken by a student assigned to him/her in the beginning of the semester. S/he ought to submit it by the end of the semester to develop the industry oriented COs. Each micro-project should encompass two or more COs which are in fact, an integration of PrOs, UOs and ADOs. The micro-project could be industry application based, internet-based, workshop-based, laboratory-based or field-based. Each student will have to maintain dated work diary consisting of individual contribution in the project work and give a seminar presentation of it before submission. The total duration of the micro-project should not be less than **16 (sixteen) student engagement hours** during the course.

In the first four semesters, the micro-project could be group-based. However, in higher semesters, it should be individually undertaken to build up the skill and confidence in every student to become problem solver so that s/he contributes to the projects of the industry. A suggestive list is given here. Similar micro-projects could be added by the concerned faculty:

- Prepare models using the concept of tangent and normal to bending of roads in case of sliding of a vehicle.
- Prepare models using the concept of radius of curvature to bending of railway track.
- Prepare charts displaying the area of irregular shapes using the concept of integration.
- Prepare charts displaying volume of irregular shapes using concept of integration.
- Prepare models using the concept of differential equations for mixing problem.
- Prepare models using the concept of differential equations for radio carbon decay.
- Prepare models using the concept of differential equations for population growth.
- Prepare models using the concept of differential equations for thermal cooling.
- Write algorithm to find the approximate roots of algebraic equations.
- Write algorithm to find the approximate roots of transcendental equations.
- Write algorithm to solve system of linear equations.

13. SUGGESTED LEARNING RESOURCES

S. No.	Title of Book	Author	Publication
1	Higher Engineering Mathematics	Grewal, B.S.	Khanna publications, New Delhi, 2013 ISBN:8174091955
2	Advanced Engineering Mathematics	Krezig, Ervin	Wiley Publications, New Delhi, 2016 ISBN:978-81-265-5423-2.
	Advanced Engineering Mathematics	Das, H.K.	S. Chand Publications, New Delhi, 2008, ISBN-9788121903455



S. No.	Title of Book	Author	Publication
4	Engineering Mathematics, Volume 1 (4 th edition)	Sastry, S.S.	PHI Learning, New Delhi, 2009 ISBN: 978-81-203-3616-2,
5	Getting Started with MATLAB-7	Pratap, Rudra	Oxford University Press, New Delhi, 2009 ISBN: 0199731241
6	Engineering Mathematics (third edition).	Croft, Anthony.	Pearson Education, New Delhi, 2010 ISBN: 978-81-317-2605-1

14. SOFTWARE/LEARNING WEBSITES

- a. www.scilab.org/ - SCI Lab
- b. www.mathworks.com/products/matlab/ - MATLAB
- c. Spreadsheet applications
- d. www.dplot.com/ - DPlot
- e. www.allmathcad.com/ - MathCAD
- f. www.wolfram.com/mathematica/ - Mathematica
- g. <http://fossee.in/>
- h. <https://www.khanacademy.org/math?gclid=CNqHuabCys4CFdOJaAoddHoPig>
- i. www.easycalculation.com
- j. www.math-magic.com.

